

First Grade Information for

Wildcat Days



January 7, 2019

Families,

As you know, snow and inclement weather mean school closings. This year, we will make up the first five missed days of school. The next five days we miss will be Wildcat Days. For the Wildcat Days, students will complete and return a work packet. To know which Wildcat Day we are on, listen to the news, check the District Facebook Page, or check your phone messages.

WHEN IS THE WORK DUE? STUDENTS MUST RETURN WILDCAT DAY WORK ONE WEEK AFTER WE RETURN. Each Day of Wildcat Work has a space at the bottom for a parent signature, as well as the student's name. We have missed one day of school this year. That day, along with the next four we miss, will be make-up days. The 6th day we miss will be Wildcat Day Number 1. At that point, students will complete the packet for that missed day.

As always, if you have any questions or concerns, please contact your child's teacher. Be sure to keep the packets in a safe, retrievable place. Thanks, everyone. ☺

Sincerely,

First Grade Team –Ms. Epifanio, Mrs. Gullion, Mrs. Morgan, Mr. Olivigni, Mrs. Wash

Wildcat Day 1 Packet

Directions: Circle and complete 2 reading activities. You may write on the front/back of this sheet.

	FICTION	NONFICTION	ONLINE LEARNING	WRITING
Reading Wildcat Day 1	Read a fiction book. Draw your favorite character from the story. Write describing words for the character all around the illustration you drew.	Call a family member or a friend and read them a nonfiction book over the phone. *Ask them to tell you what they enjoyed most about the book. *Ask them to give you feedback on your reading.	Listen to a story on www.Storylineonline.net Create an illustration that shows the setting and <ol style="list-style-type: none"> 1. Write 1 complete sentence that tells who the main character is. 2. Write 1 complete sentence that tells the setting of the story. You must tell the when and the where. 	Complete this story starter: If I wrote a book about a snowy day, I would pick _____ to be the main character. I would make the setting _____ (When) _____ (where) _____ Draw the character and the setting you just described.

Directions: Circle and complete 2 math activities.

Math Wildcat Day 1	Sumdog 20 minutes	Forward count to 120 by 1s. Start and stop at random numbers in this range. (Example: start at 54 and stop at 91; start at 32 and stop at 89, etc.) Do this 3 times.	$1 + \square = 6$ $\square + 1 = 10$ $4 + \square = 9$ $\square + 2 = 3$
---------------------------	-------------------	--	---

Specials Wildcat Day 1	<p>MUSIC PLANS: Circle and complete one activity. You may write on the front/back of this sheet.</p> <p style="text-align: center;">Email questions to emily.klar@gallatin.kyschools.us</p> <p>ACTIVITY #1 -MUSIC LISTENING Listen to a style of music of your choice for 15 minutes and write a brief description of the music OR draw a picture describing how the music makes you feel. Please include the title and artist of the song selection on the Snow day log.</p> <p>ACTIVITY #2- EXPLORE A MUSIC WEBSITE http://www.sfskids.org OR www.nyphilkids.org The New York Philharmonic and the San Francisco Orchestra both have websites for kids. Please explore ONE of the websites and write a brief description of your activities while exploring this website on the snow day log.</p> <p>ACTIVITY #3- INSTRUMENT PRACTICE If you have an instrument, spend time practicing that instrument. Log your time and what you practiced on your snow day log.</p> <p>ACTIVITY #4- SINGING PRACTICE Pick a song and spend time practicing your singing. Write down what you practiced and for how long.</p>
-------------------------------	--

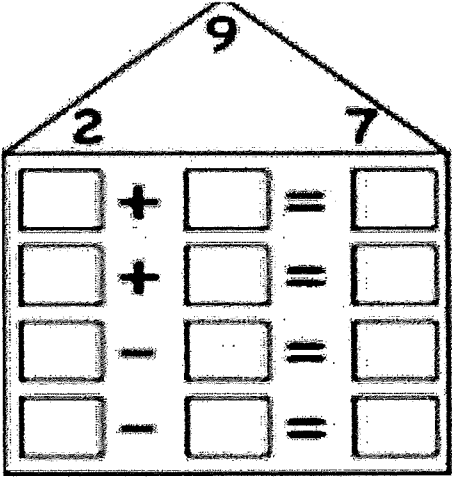
Parent Signature _____ **Student Name** _____

Wildcat Day 2 Packet

Directions: Circle and complete 2 reading activities. You may write on the back of this sheet.

	FICTION	NONFICTION	ONLINE LEARNING	WRITING
Reading Wildcat Day 2	Read a book. Write a new ending.	Read a nonfiction book. Create a poster that shows 3 facts you learned from the book. Write a sentence to tell about each fact.	<ol style="list-style-type: none"> 1. Go to 2. www.kids.nationalgeographic.com 3. and watch a video or read an article. Then write 2 things you learned from it. 	Write a letter to your teacher telling her what you did today.

Directions: Circle and complete 2 math activities.

Math Wildcat Day 2	Sumdog 20 minutes	<p>Forward count to 120 by 10s on the decade. Start at 0 and stop at 120.</p> <p style="text-align: center;">AND</p> <p>Forward count to 120s by 10s off the decade. start at a number between 1 and 9 and stop in the 120s. (example: start at 4 and go 14, 24, 34, 44, 54, 64, 74, 84, 94, 104, 114, 124)</p>	
Complete the fact family using the numbers given on the rooftop.			

Specials Wildcat Day 2 **ART PLANS: Circle and complete one activity. You may write on the back of this sheet.**

Email questions to kathleen.karshner@gallatin.kyschools.us

***Create**

Go outside and create a snow sculpture-like a snowman or fort. Take a picture of it and email it to Ms. Karshner.

You can draw a picture of your snow sculpture and share it in class.

***Respond**

Visit the Museum of Modern Art

<http://www.moma.org/interactives/destination/#>

Write two facts about an artist you saw. What do you think about his/her artwork?

***Perform (choose one)**

Visit Crayola <http://www.crayola.com/kids-playzone.aspx>

Choose **GAMES** and create a picture. Print out and color or draw what you have created.

***Connect**

Draw and color your own winter fun day! Add details (who, what, and where). Bring it to share in art.

Parent Signature _____ **Student Name** _____

Wildcat Day 3 Packet

Directions: Circle and complete 2 reading activities. You may write on the back of this sheet.

	FICTION	NONFICTION	ONLINE LEARNING	WRITING
Reading Wildcat Day 3	Read a book. Tell what this book reminds you of (something about yourself or another book) and why it reminds you of that).	Read a nonfiction book. Identify 2 text features from the book. (These include bold print, caption, photograph, diagram, glossary, timeline, map, and table of contents.	Go to www.starfall.com Click on reading activities which include books, games, and skill work.	Write an opinion piece about a great book you have read. Tell me why it is a great book and give 1 reason why you feel that way. End your writing by telling me that I should read the book. Your piece should have 2-3 sentences.

Directions: Circle and complete 2 math activities.

Math Wildcat Day 3	Sumdog 20 minutes	<p>Backward count from 120 to 1 by 1s. Start at 120 and go all the way to 1.</p> <p>Do this 2 times. AND Backward count from 120 to 1 by 1s. Start and stop at random numbers in this range. (Example: start at 54 and stop at 21; start at 92 stop at 35; start at 119 and stop at 72)</p> <p>Do this 3 times.</p>	<p>Complete the fact family using the numbers given on the rooftop.</p> <div style="text-align: center;"> </div>
---------------------------	-------------------	--	--

Specials Wildcat Day 3	<p>PE PLANS: Circle and complete one activity. You may write on the back of this sheet.</p> <p style="text-align: center;">Email questions to kim.Johnson@gallatin.kyschools.us</p> <p>Option 1: WINTER WORKOUT (muscle strength/muscle endurance cardiovascular) Play a song you like and do the following routine (repeat as many times as the song allows or repeat song): 10 jumping jacks, 10 push-ups, 15 squats, 20 lunges, 10 sit-ups, 20 arm curls, 20 count jog in place, 20 count plank</p> <p>*Option 2: Buckets of Snow (Throwing skills, Aiming skills) Find two buckets and place them in the snow spread apart from one another. Make several snow balls. You can have a team, or play one on one, depending on the number of players. Each team takes turn throwing its snowballs from a distance and tries to land them in the bucket. First team to fill its bucket with snow wins.</p> <p>*Option 3: Snow Conquest: (Throwing skills, Aiming skills, Cardiovascular, Avoidance skills) Build a snow fort for your team (or self, depending on the number of players). Place an empty two-liter bottle on top. This will serve as one of the targets for the game. The object of the game is to conquer the other snow fort by either knocking down its bottle with thrown snowballs or taking out all of its players with snowballs. Rules and specifics can be designed by the players.</p> <p>Option 4: GoNoodle If you're looking for a great way to get your students moving, then try GoNoodle. It's free, and there are six different activity choices. Have your parents go to https://www.gonoodle.com and then sign up. It will track students activity choices, whether it's GoNoodle, KidzBop Singalong, Zumba dance, Run with Us, or Koo Koo Kangaroo.</p>
-------------------------------	---

Parent Signature _____ **Student Name** _____

Wildcat Day 4 Packet

Directions: Circle and complete 2 reading activities. You may write on the back of this sheet.

	FICTION	NONFICTION	ONLINE LEARNING	WRITING
Reading Wildcat Day 4	Read a book. *Write down your favorite part. *Write down your parent's or guardian's favorite part.	Read a nonfiction book. Create a diagram that shows an item/object from the book. Label the parts.	Go to your favorite author's website. Some choices could be Kevin Henkes, Eric Carle, Audrey Wood, Dr. Seuss...whomever is your favorite. Write 3 things you learned about the author.	Pick a magazine picture. Write 3 questions you have about it. Your sentences should be complete, with capitalization, spacing, good spelling, and ending punctuation.

Directions: Circle and complete 2 math activities.

Math Wildcat Day 4	Sumdog 20 minutes	<p>Backward count from 120 by 10s on the decade. Start at 120 and stop at 0.</p> <p>Do this 3 times.</p>	<p>Complete the fact family using the numbers given on the rooftop.</p> <div style="text-align: center;"> </div>
---------------------------	-------------------	--	--

Specials Wildcat Day 4	<p>STEM PLANS: Circle and complete one activity. You may write on the back of this sheet.</p> <p style="text-align: center;">Email questions to angela.jones@gallatin.kyschools.us</p> <p>ACTIVITY #1 -SCIENCE Fill a glass with water, find 10 items around the house, and test them to see which float and which do not. Why do you think some things float and some do not?</p> <p>ACTIVITY #2- TECHNOLOGY Practice keyboarding on www.kidztype.com or create a word document that includes clipart and words about your snow day. Email your work to me or print it out to bring to school on our next school day.</p> <p>ACTIVITY #3- ENGINEERING Using items around the house, Build a boat and test it to see if it floats. Did it float? Why do you think it did or didn't?</p> <p>ACTIVITY #4- MATH Use a tape measure or ruler to measure 10 items around the house. Write down your measurements.</p>
-------------------------------	---

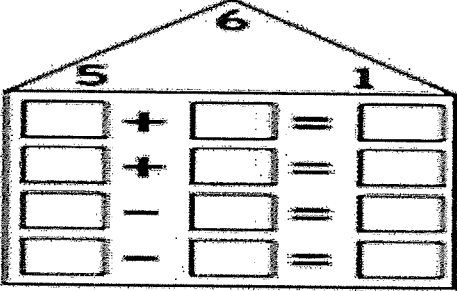
Parent Signature _____ **Student Name** _____

Wildcat Day 5 Packet

Directions: Circle and complete 2 reading activities. You may write on the back of this sheet.


	FICTION	NONFICTION	ONLINE LEARNING	WRITING
Reading Wildcat Day 5	Read a book. Retell the story, giving the beginning, middle, and ending events.	Read a nonfiction book. Write down the main idea. Draw a picture to show one of the key details from the book.	Go to www.abcya.com Click on an activity to practice reading skills.	Pretend you are the teacher of your class. Write a letter telling students 1 thing they will learn about when they return to school.

Directions: Circle and complete 2 math activities.

Math Wildcat Day 5	Sumdog 20 minutes 	Backward count from 120s by 10s off the decade. Start at a number between 111 -119 and stop in the single digits (Example: start at 124 then 114, 104, 94, 84, 74, 64, 54, 44, 34, 24, 14, 4) Do this with 2 different numbers.	Complete the fact family using the numbers given on the rooftop. <div style="text-align: center; margin: 10px 0;">  </div>
---------------------------	----------------------------------	---	--

Specials Wildcat Day 5

Library Wildcat Day: Circle and complete one activity. You may write on the front/back of this sheet.
 Email questions to amanda.oconnor@gallatin.kyschools.us



BOOK REVIEW

Genre _____

I read _____

by _____

This book was about

My favorite part was

I liked this part because _____

Parent signature _____ Student name _____

